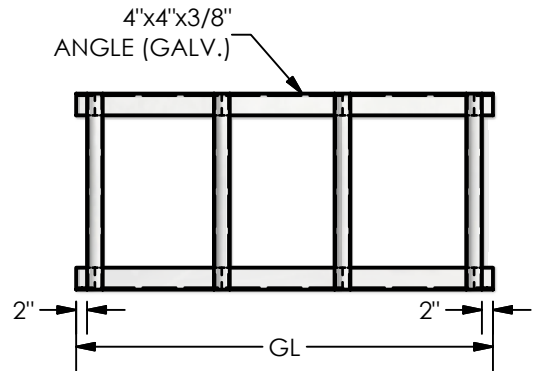
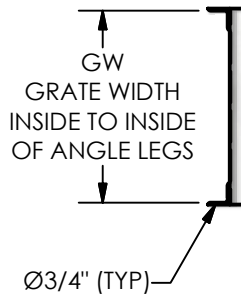
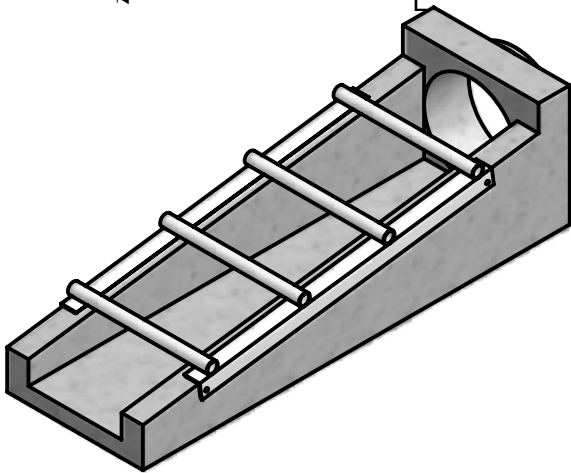
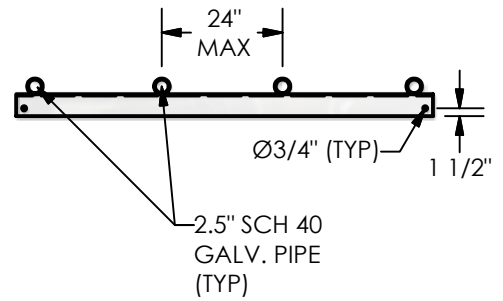
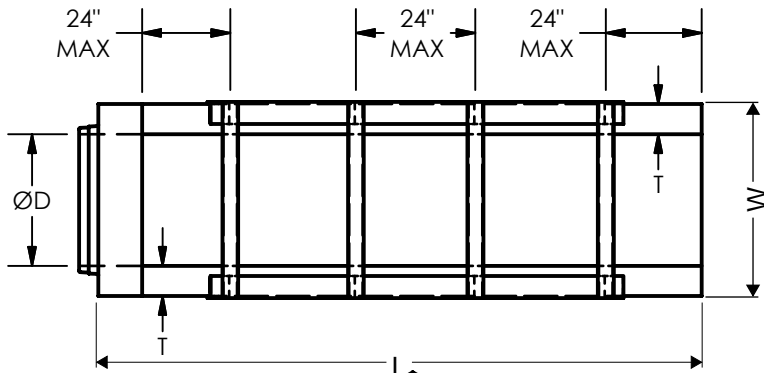
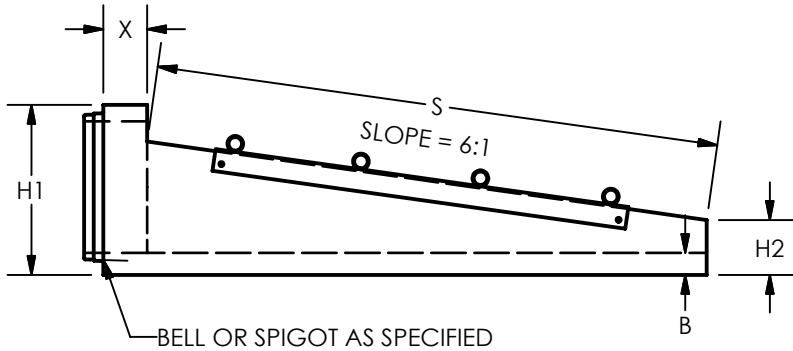


| D | H1 | H2 | L | S | X | W | T | B | TONS | GL | GW | SPACES | QTY |
|-----|-----|-----|------|------|----|-----|------|----|------|--------|-------|--------|-----|
| 15" | 23" | 10" | 54" | 49" | 6" | 24" | 4.5" | 4" | 0.50 | 2'-4" | 2'-1" | 1 | 2 |
| 18" | 26" | 10" | 74" | 67" | 8" | 27" | 4.5" | 4" | 0.77 | 2'-4" | 2'-4" | 1 | 2 |
| 24" | 32" | 10" | 110" | 103" | 8" | 35" | 5.5" | 4" | 1.58 | 6'-4" | 3'-0" | 3 | 4 |
| 30" | 40" | 11" | 150" | 146" | 6" | 43" | 6.5" | 5" | 3.07 | 8'-4" | 3'-8" | 4 | 5 |
| 36" | 46" | 11" | 186" | 182" | 6" | 47" | 5.5" | 5" | 3.94 | 12'-4" | 4'-0" | 6 | 7 |



MATERIALS:

CONCRETE: 4,000 PSI, TYPE I/II CEMENT
 REINFORCEMENT PER AASHTO M170, CLASS II RCP
 PLUS ONE #4 BAR TOP AND BOTTOM, EACH SIDE

NOTES:

MEETS GA DOT STANDARD 1122

PARTS SHOWN:

Ø24" SAFETY FLARED END SECTION (SPIGOT)



REINFORCED CONCRETE PIPE

SAFETY FLARED END SECTIONS

3.8